


Jesus is the Light—Candlestick Craft.

What you'll need:

- Coloured Card
- Scissors
- Glue
- Glitter
- Lollipop Stick
- Pen


Step 1:

Cut three pieces of card into the shape of a candle stick, flame and background outline.




Step 2:

Stick the pieces together to look like this



Step 3:

Now it's time to glue you candle onto a stick so you can hold it up!



Step 4:

Put glue on the flame of your candle and using glitter on a paper plate, gently press onto the plate.



Jesus is the Light—Candlestick Craft.

What you'll need:

- Coloured Card
- Scissors
- Glue
- Glitter
- Lollipop Stick
- Pen

Step 5:

Now you have a candle which represents Jesus being the true light that John the Baptist prepared a way for!



Step 6:

Why don't you write our key verse from this week down the middle of the candlestick!



⁶There was a man named John who was sent by God. ⁷He came to tell people about the Light. Through him all people could hear about the Light and believe.

John 1:6-7

